



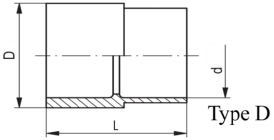
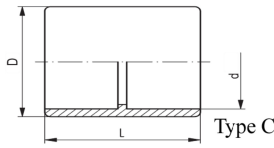
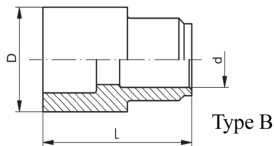
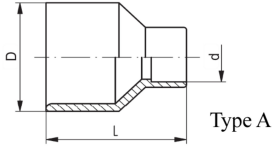
SYGEF Standard reducing bush PN16

Model:

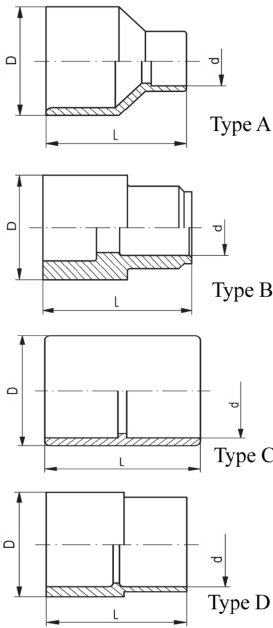
- Material: PVDF

Attention:

- to determine the z-measure please consider the overview of functionality



D-d [mm]	PN [bar]	Code	Weight [kg]	L [mm]	Type
20 - 16	16	735 910 334	0.017	35	B
25 - 20	16	735 910 337	0.016	37	A
32 - 20	16	735 910 342	0.023	43	A
32 - 25	16	735 910 107	0.023	39	C
40 - 20	16	735 910 348	0.034	48	A
40 - 25	16	735 910 347	0.035	48	A
40 - 32	16	735 910 108	0.038	43	C
50 - 20	16	735 910 355	0.059	54	A
50 - 25	16	735 910 354	0.059	54	A
50 - 32	16	735 910 353	0.061	54	A
50 - 40	16	735 910 109	0.062	48	D
63 - 20	16	735 910 362	0.102	64	A



D-d [mm]	PN [bar]	Code	Weight [kg]	L [mm]	Type
63 - 25	16	735 910 361	0.105	64	A
63 - 32	16	735 910 360	0.108	64	A
63 - 40	16	735 910 359	0.118	64	A
63 - 50	16	735 910 110	0.102	54	D

overview about functionality

main function							additional functions											
reduction spigot - socket							reduction socket - socket				reduction spigot - spigot				reduction socket - spigot			
Code	PN	L	spigot D	socket d	L	Z	socket D	socket d	L	Z	spigot D	spigot d	L	Z	socket D	spigot d	L	Z
735 910 334	16	35	20	16	35	22												
735 910 337	16	37	25	20	37	23												
735 910 342	16	43	32	20	43	29	25	20	43	13								
735 910 107	16	39	32	25	39	23												
735 910 348	16	48	40	20	48	34	32	20	48	16								
735 910 347	16	48	40	25	48	32	32	25	48	14	40	32	48	48				
735 910 108	16	43	40	32	43	25												
735 910 355	16	54	50	20	54	40	40	20	54	20								
735 910 354	16	54	50	25	54	38	40	25	54	18	50	32	54	54	40	32	54	34
735 910 353	16	54	50	32	54	36	40	32	54	16	50	40	54	54				
735 910 109	16	48	50	40	48	28												
735 910 362	16	64	63	20	64	50	50	20	64	27								
735 910 361	16	64	63	25	64	48	50	25	64	25	63	32	64	64	50	32	64	41
735 910 360	16	64	63	32	64	46	50	32	64	23	63	40	64	64	50	40	64	41
735 910 359	16	64	63	40	64	44	50	40	64	21	63	50	64	64				
735 910 110	16	54	63	50	54	31												

please note: illustration of the functions not inevitably conform to respective type!

The technical data are not binding. They neither constitute expressly warranted characteristics nor guaranteed properties nor a guaranteed durability. They are subject to modification. Our General Terms of Sale apply.

Georg Fischer Piping Systems Ltd, Postfach, CH-8201 Schaffhausen/Switzerland
 Phone +41 -(0)52-631 1111
 e-mail: info.ps@georgfischer.com
 Internet: http://www.gfps.com