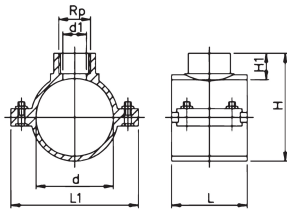




654 - Blue clamp saddles with stainless steel reinforcing ring, flat gasket and galvanized bolts and nuts (PN16-PN10)

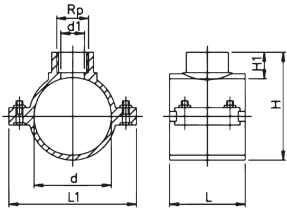
- bolts and nuts : galvanized
- colour: blue
- B= N° of bolts
- M= bolt type
- (*) with O-ring gasket
- water PN16-10
- suitable for PE and PVC pipes
- female thread: ISO 7 (parallel)
- gasket: O-ring with flat lip (NBR)
- material: PP
- reinforcement ring: stainless steel AISI430



	d (mm)	Rp (inch)	PN (bar)	B	M	Code	SP	GP	Weight (kg)
*	20	½	16	2	M8X40	158 001 041	1	180	0.119
*	25	½	16	2	M8X30	158 001 042	1	150	0.110
*	25	¾	16	2	M8X30	158 001 043	1	150	0.123
*	32	½	16	2	M8X30	158 001 044	1	150	0.103
*	32	¾	16	2	M8X30	158 001 045	1	150	0.115
*	32	1	16	2	M8X40	158 001 046	1	100	0.162
	40	½	16	2	M8X40	158 001 047	1	100	0.135
	40	¾	16	2	M8X40	158 001 048	1	100	0.146
	40	1	16	2	M8X40	158 001 049	1	100	0.153
	50	½	16	4	M8X40	158 001 050	1	100	0.196
	50	¾	16	4	M8X40	158 001 051	1	100	0.209
	50	1	16	4	M8X40	158 001 052	1	100	0.217
	50	1 ¼	16	4	M8X40	158 001 053	1	100	0.221
	63	½	16	4	M8X40	158 001 054	1	60	0.212
	63	¾	16	4	M8X40	158 001 055	1	60	0.222
	63	1	16	4	M8X40	158 001 056	1	60	0.228
	63	1 ¼	16	4	M8X40	158 001 058	1	50	0.268
	63	1 ½	16	4	M8X40	158 001 057	1	50	0.275
	75	½	16	4	M8X60	158 001 059	1	40	0.364
	75	¾	16	4	M8X60	158 001 060	1	40	0.376
	75	1	16	4	M8X60	158 001 061	1	40	0.384
	75	1 ¼	16	4	M8X60	158 001 063	1	40	0.421
	75	1 ½	16	4	M8X60	158 001 062	1	40	0.428
	75	2	16	4	M8X60	158 001 064	1	40	0.437
	90	½	16	4	M8X60	158 001 065	1	34	0.412
	90	¾	16	4	M8X60	158 001 066	1	34	0.421
	90	1	16	4	M8X60	158 001 067	1	34	0.432
	90	1 ¼	16	4	M8X60	158 001 069	1	34	0.472
	90	1 ½	16	4	M8X60	158 001 068	1	30	0.474
	90	2	16	4	M8X60	158 001 070	1	30	0.481
	110	½	16	6	M8X50	158 001 071	1	20	0.511
	110	¾	16	6	M8X50	158 001 072	1	20	0.523
	110	1	16	6	M8X50	158 001 073	1	20	0.533
	110	1 ¼	16	6	M8X50	158 001 075	1	20	0.565
	110	1 ½	16	6	M8X50	158 001 074	1	20	0.566
	110	2	16	6	M8X50	158 001 076	1	20	0.570
	110	3	6	6	M8x70	158 001 077	1	12	1.108
	125	½	16	6	M8X50	158 001 078	1	20	0.578
	125	¾	16	6	M8X50	158 001 079	1	20	0.590
	125	1	16	6	M8X50	158 001 080	1	20	0.592
	125	1 ¼	16	6	M8X50	158 001 082	1	20	0.629
	125	1 ½	16	6	M8X50	158 001 081	1	20	0.627
	125	2	16	6	M8X50	158 001 083	1	20	0.640
	125	3	6	6	M8X70	158 001 084	1	12	1.009
	125	4	6	6	M8X70	158 001 085	1	12	1.051
	140	½	16	6	M8X70	158 001 086	1	12	0.830

Data sheet

valid from: 7/1/17

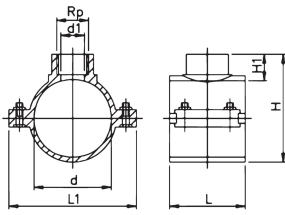


d (mm)	Rp (inch)	PN (bar)	B	M	Code	SP	GP	Weight (kg)	
140	¾	16	6	M8X70	158 001 087	1	12	0.843	
140	1	16	6	M8X70	158 001 088	1	12	0.849	
140	1 ¼	16	6	M8X70	158 001 090	1	12	0.880	
140	1 ½	16	6	M8X70	158 001 089	1	12	0.892	
140	2	16	6	M8X70	158 001 091	1	12	0.898	
140	3	10	6	M8X70	158 001 092	1	8	1.132	
140	4	10	6	M8X70	158 001 093	1	8	1.196	
160	½	16	6	M8X70	158 001 094	1	12	0.899	
160	¾	16	6	M8X70	158 001 095	1	12	0.908	
160	1	16	6	M8X70	158 001 096	1	12	0.917	
160	1 ¼	16	6	M8X70	158 001 098	1	12	0.950	
160	1 ½	16	6	M8X70	158 001 097	1	12	0.954	
160	2	16	6	M8X70	158 001 099	1	12	0.956	
160	3	10	6	M8X70	158 001 100	1	8	1.185	
160	4	10	6	M8X70	158 001 101	1	8	1.262	
*	180	1	10	6	M10X80	158 001 102	1	4	1.980
*	180	1 ½	10	6	M10X80	158 001 103	1	4	2.007
*	180	1 ¼	10	6	M10X80	158 001 104	1	4	2.013
*	180	2	10	6	M10X80	158 001 105	1	4	2.018
*	180	3	10	6	M10X80	158 001 106	1	4	2.043
*	180	4	10	6	M10X80	158 001 107	1	4	2.092
*	200	1 ½	10	6	M10X80	158 001 108	1	4	1.966
*	200	2	10	6	M10X80	158 001 109	1	4	1.946
*	200	3	10	6	M10X80	158 001 110	1	4	1.980
*	200	4	10	6	M10X80	158 001 111	1	4	2.020
*	225	1 ½	10	6	M10X80	158 001 112	1	3	2.049
*	225	2	10	6	M10X80	158 001 113	1	3	2.050
*	225	3	10	6	M10X80	158 001 114	1	3	2.150
*	225	4	10	6	M10X80	158 001 115	1	3	2.184
*	250	2	10	6	M10X80	158 001 116	1	3	2.472
*	250	3	10	6	M10X80	158 001 117	1	3	2.466
*	250	4	10	6	M10X80	158 001 118	1	3	2.478
	280	2	10	6	M10X160	158 001 119	1	2	3.440
*	280	3	10	6	M10X160	158 001 120	1	2	3.543
*	280	4	10	6	M10X160	158 001 121	1	2	3.585
	315	2	10	6	M10X110	158 001 122	1	0	4.156
*	315	3	10	6	M10X110	158 001 123	1	0	4.267
*	315	4	10	6	M10X110	158 001 124	1	0	4.279

d (mm)	Rp (inch)	d1 (mm)	L (mm)	L1 (mm)	H (mm)	H1 (mm)	
*	20	½	12	46	77	59	26
*	25	½	13	49	79	58	15
*	25	¾	13	49	79	58	15
*	32	½	14	49	79	62	20
*	32	¾	14	49	79	62	20
*	32	1	14	62	87	70	20
	40	½	21	62	86	71	20
	40	¾	21	62	86	71	20
	40	1	21	62	86	70	19
	50	½	21	62	86	82	20
	50	¾	21	62	86	82	20
	50	1	21	62	86	82	20
	50	1 ¼	21	62	86	82	20
	63	½	18	62	101	96	21
	63	¾	24	62	101	96	21
	63	1	31	62	101	96	21
	63	1 ¼	31	62	101	96	21
	63	1 ½	31	62	101	96	21

Data sheet

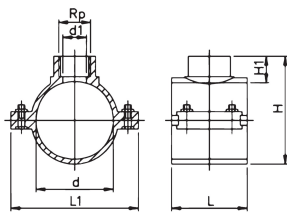
valid from: 7/1/17



d	Rp	d1	L	L1	H	H1	
(mm)	(inch)	(mm)	(mm)	(mm)	(mm)	(mm)	
75	½	16	79	123	102	14	
75	¾	21	79	123	104	16	
75	1	27	79	123	107	19	
75	1 ¼	35	79	123	109	21	
75	1 ½	42	79	123	109	21	
75	2	53	79	123	112	24	
90	½	16	87	138	116	14	
90	¾	21	87	138	118	16	
90	1	27	87	138	121	19	
90	1 ¼	35	87	138	123	21	
90	1 ½	42	87	138	123	21	
90	2	53	87	138	126	24	
110	½	15	99	152	150	23	
110	¾	20	99	152	150	23	
110	1	26	99	152	150	23	
110	1 ¼	35	99	152	150	23	
110	1 ½	41	99	152	150	23	
110	2	51	99	152	150	23	
110	3	85	99	152	150	23	
125	½	15	101	166	169	24	
125	¾	20	101	166	169	24	
125	1	26	101	166	169	24	
125	1 ¼	35	101	166	168	23	
125	1 ½	41	101	166	168	23	
125	2	50	101	166	168	23	
125	3	85	139	178	180	37	
125	4	90	139	178	181	38	
140	½	18	114	207	191	25	
140	¾	24	114	207	191	25	
140	1	30	114	207	191	25	
140	1 ¼	38	114	207	191	25	
140	1 ½	45	114	207	191	24	
140	2	50	114	207	191	24	
140	3	85	142	208	201	38	
140	4	90	142	208	201	38	
160	½	18	114	226	215	24	
160	¾	24	114	226	215	24	
160	1	30	114	226	215	24	
160	1 ¼	37	114	226	215	24	
160	1 ½	45	114	226	215	24	
160	2	51	114	226	215	24	
160	3	84	142	228	222	38	
160	4	90	142	228	222	38	
*	180	1	30	169	262	265	38
*	180	1 ½	54	169	262	265	38
*	180	1 ¼	36	169	262	265	38
*	180	2	54	169	262	265	38
*	180	3	85	169	262	265	38
*	180	4	103	169	262	267	40
*	200	1 ½	45	169	262	265	38
*	200	2	54	169	262	265	38
*	200	3	85	169	262	265	38
*	200	4	103	169	262	267	40
*	225	1 ½	45	145	287	287	26
*	225	2	51	145	287	287	26
*	225	3	85	174	287	295	37
*	225	4	103	174	287	295	38
*	250	2	55	178	310	314	38
*	250	3	85	178	310	314	38

Data sheet

valid from: 7/1/17



	d	Rp	d1	L	L1	H	H1
	(mm)	(inch)	(mm)	(mm)	(mm)	(mm)	(mm)
*	250	4	103	178	310	314	38
	280	2	51	179	335	326	31
*	280	3	78	179	335	338	41
*	280	4	98	179	335	338	46
	315	2	51	246	390	350	31
*	315	3	78	246	390	363	41
*	315	4	98	246	390	363	46

The technical data are not binding. They neither constitute expressly warranted characteristics nor guaranteed properties nor a guaranteed durability. They are subject to modification. Our General Terms of Sale apply.

Georg Fischer Piping Systems Ltd, Postfach, CH-8201 Schaffhausen/Switzerland

Phone +41 -(0)52-631 1111

e-mail: info.ps@georgfischer.com

Internet: <http://www.gfps.com>