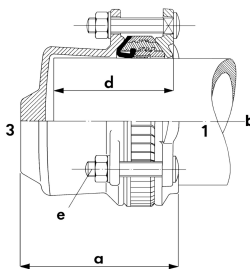


MULTI/JOINT® 3207 Plus Wide Range
end cap threaded, restraint, Uni/Fiksers
A2



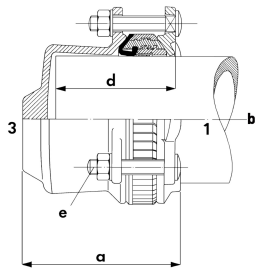
Model:

- Suitable for all kinds of pipe material
- Suitable for water and gas
- Ductile cast iron GGG45 body and clamping ring(s), acc. to EN-GJS-450-10
- RESICOAT® epoxy powder coating, according to GSK standards and EN 14901
- NBR or EPDM gasket, NBR acc. to EN 682 (-5°C up to +50°C), EPDM acc. to EN 681-1 (0°C up to +50°C)
- Angular deflection of max. 8° per socket at installation (based on the middle of the range)
- Stainless steel A4 quality (AISI 316) Uni/Fiksers
- Stainless steel A2 quality (AISI 304) or A4 quality (AISI 316) bolts, nuts and washers
- For restraint versions, on plastic pipes, the use of an insert stiffener (see accessories) is mandatory, check our technical information
- Hygiene protection included DN50 - DN600

DN (mm)	Range 1 (mm)	Rp (inch)	NBR / A2 Code	EPDM / A2 Code	Weight (kg)
50	46 - 71	¾	709 385 204	709 385 604	3.500
50	46 - 71	1	709 385 205	709 385 605	3.500
50	46 - 71	1 ¼	709 385 206	709 385 606	3.500
50	46 - 71	1 ½	709 385 207	709 385 607	3.500
50	46 - 71	2	709 385 208	709 385 608	3.500
65	63 - 90	¾	709 385 209	709 385 609	4.100
65	63 - 90	1	709 385 210	709 385 610	4.100
65	63 - 90	1 ¼	709 385 211	709 385 611	4.100
65	63 - 90	1 ½	709 385 212	709 385 612	4.100
65	63 - 90	2	709 385 213	709 385 613	4.100
80	84 - 105	¾	709 385 214	709 385 614	5.100
80	84 - 105	1	709 385 215	709 385 615	5.100
80	84 - 105	1 ¼	709 385 216	709 385 616	5.100
80	84 - 105	1 ½	709 385 217	709 385 617	5.100
80	84 - 105	2	709 385 218	709 385 618	5.100
100	104 - 132	¾	709 385 219	709 385 619	6.500
100	104 - 132	1	709 385 220	709 385 620	6.500
100	104 - 132	1 ¼	709 385 221	709 385 621	6.500
100	104 - 132	1 ½	709 385 222	709 385 622	6.500
100	104 - 132	2	709 385 223	709 385 623	6.500
125	132 - 155	¾	709 385 224	709 385 624	7.800
125	132 - 155	1	709 385 225	709 385 625	7.800
125	132 - 155	1 ¼	709 385 226	709 385 626	7.800
125	132 - 155	1 ½	709 385 227	709 385 627	7.800
125	132 - 155	2	709 385 228	709 385 628	7.800
150	154 - 192	¾	709 385 229	709 385 629	9.600
150	154 - 192	1	709 385 230	709 385 630	9.600
150	154 - 192	1 ¼	709 385 231	709 385 631	9.600
150	154 - 192	1 ½	709 385 232	709 385 632	9.600
150	154 - 192	2	709 385 233	709 385 633	9.600
200	192 - 232	¾	709 385 234	709 385 634	18.300
200	192 - 232	1	709 385 235	709 385 635	18.300
200	192 - 232	1 ¼	709 385 236	709 385 636	18.300
200	192 - 232	1 ½	709 385 237	709 385 637	18.300
200	192 - 232	2	709 385 238	709 385 638	18.300
225	230 - 268	¾	709 385 249	709 385 649	20.900
225	230 - 268	1	709 385 250	709 385 650	20.900
225	230 - 268	1 ¼	709 385 251	709 385 651	20.900
225	230 - 268	1 ½	709 385 252	709 385 652	20.900
225	230 - 268	2	709 385 253	709 385 653	20.900
250	267 - 310	¾	709 385 239	709 385 639	27.100
250	267 - 310	1	709 385 240	709 385 640	27.100
250	267 - 310	1 ¼	709 385 241	709 385 641	27.100

Data sheet

valid from: 11/14/16

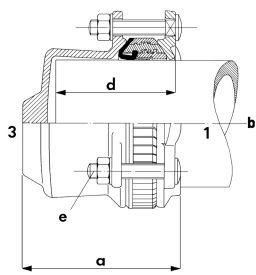


DN (mm)	Range 1 (mm)	Rp (inch)	NBR / A2 Code	EPDM / A2 Code	Weight (kg)
250	267 - 310	1 ½	709 385 242	709 385 642	27.100
250	267 - 310	2	709 385 243	709 385 643	27.100
300	315 - 356	¾	709 385 244	709 385 644	34.400
300	315 - 356	1	709 385 245	709 385 645	34.400
300	315 - 356	1 ¼	709 385 246	709 385 646	34.400
300	315 - 356	1 ½	709 385 247	709 385 647	34.400
300	315 - 356	2	709 385 248	709 385 648	34.400
400	392 - 433	¾	709 385 254	709 385 654	43.100
400	392 - 433	1	709 385 255	709 385 655	43.100
400	392 - 433	1 ¼	709 385 256	709 385 656	43.100
400	392 - 433	1 ½	709 385 257	709 385 657	43.100
400	392 - 433	2	709 385 258	709 385 658	43.100

DN (mm)	a (mm)	b (mm)	d (mm)	e (mm)	PN Water (bar)	PN Gas (bar)
50	115 - 130	164	100	3xM12	16.0	8
50	115 - 130	164	100	3xM12	16.0	8
50	115 - 130	164	100	3xM12	16.0	8
50	115 - 130	164	100	3xM12	16.0	8
50	115 - 130	164	100	3xM12	16.0	8
65	145 - 157	186	95	3xM12	16.0	8
65	145 - 157	186	95	3xM12	16.0	8
65	145 - 157	186	95	3xM12	16.0	8
65	145 - 157	186	95	3xM12	16.0	8
65	145 - 157	186	95	3xM12	16.0	8
80	142 - 156	204	115	3xM12	16.0	8
80	142 - 156	204	115	3xM12	16.0	8
80	142 - 156	204	115	3xM12	16.0	8
80	142 - 156	204	115	3xM12	16.0	8
100	144 - 163	236	110	3xM16	16.0	8
100	144 - 163	236	110	3xM16	16.0	8
100	144 - 163	236	110	3xM16	16.0	8
100	144 - 163	236	110	3xM16	16.0	8
100	144 - 163	236	110	3xM16	16.0	8
125	151 - 169	264	120	4xM16	16.0	8
125	151 - 169	264	120	4xM16	16.0	8
125	151 - 169	264	120	4xM16	16.0	8
125	151 - 169	264	120	4xM16	16.0	8
125	151 - 169	264	120	4xM16	16.0	8
150	149 - 177	304	120	4xM16	16.0	8
150	149 - 177	304	120	4xM16	16.0	8
150	149 - 177	304	120	4xM16	16.0	8
150	149 - 177	304	120	4xM16	16.0	8
200	180 - 207	354	140	6xM16	16.0	8
200	180 - 207	354	140	6xM16	16.0	8
200	180 - 207	354	140	6xM16	16.0	8
200	180 - 207	354	140	6xM16	16.0	8
200	180 - 207	354	140	6xM16	16.0	8
225	211 - 242	386	145	6xM20	16.0	8
225	211 - 242	386	145	6xM20	16.0	8
225	211 - 242	386	145	6xM20	16.0	8
225	211 - 242	386	145	6xM20	16.0	8
225	211 - 242	386	145	6xM20	16.0	8
250	214 - 249	432	170	6xM20	16.0	8
250	214 - 249	432	170	6xM20	16.0	8
250	214 - 249	432	170	6xM20	16.0	8
250	214 - 249	432	170	6xM20	16.0	8

Data sheet

valid from: 11/14/16



DN (mm)	a (mm)	b (mm)	d (mm)	e (mm)	PN Water (bar)	PN Gas (bar)
250	214 - 249	432	170	6xM20	16.0	8
300	219 - 254	490	170	8xM20	16.0	8
300	219 - 254	490	170	8xM20	16.0	8
300	219 - 254	490	170	8xM20	16.0	8
300	219 - 254	490	170	8xM20	16.0	8
300	219 - 254	490	170	8xM20	16.0	8
400	253 - 295	574	205	10xM20	10.0	5
400	253 - 295	574	205	10xM20	10.0	5
400	253 - 295	574	205	10xM20	10.0	5
400	253 - 295	574	205	10xM20	10.0	5
400	253 - 295	574	205	10xM20	10.0	5

The technical data are not binding. They neither constitute expressly warranted characteristics nor guaranteed properties nor a guaranteed durability. They are subject to modification. Our General Terms of Sale apply.

Georg Fischer Piping Systems Ltd, Postfach, CH-8201 Schaffhausen/Switzerland

Phone +41 -(0)52-631 1111

e-mail: info.ps@georgfischer.com

Internet: <http://www.gfps.com>